

Platform Features Guide

Essay Review

WHAT IS IT?

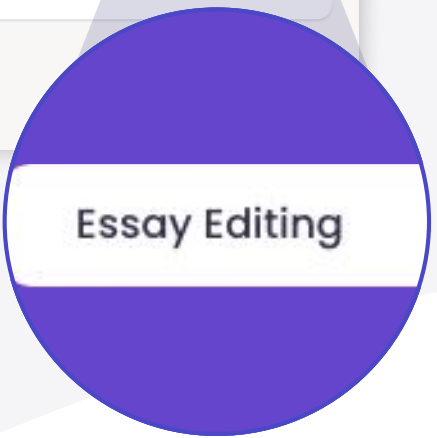
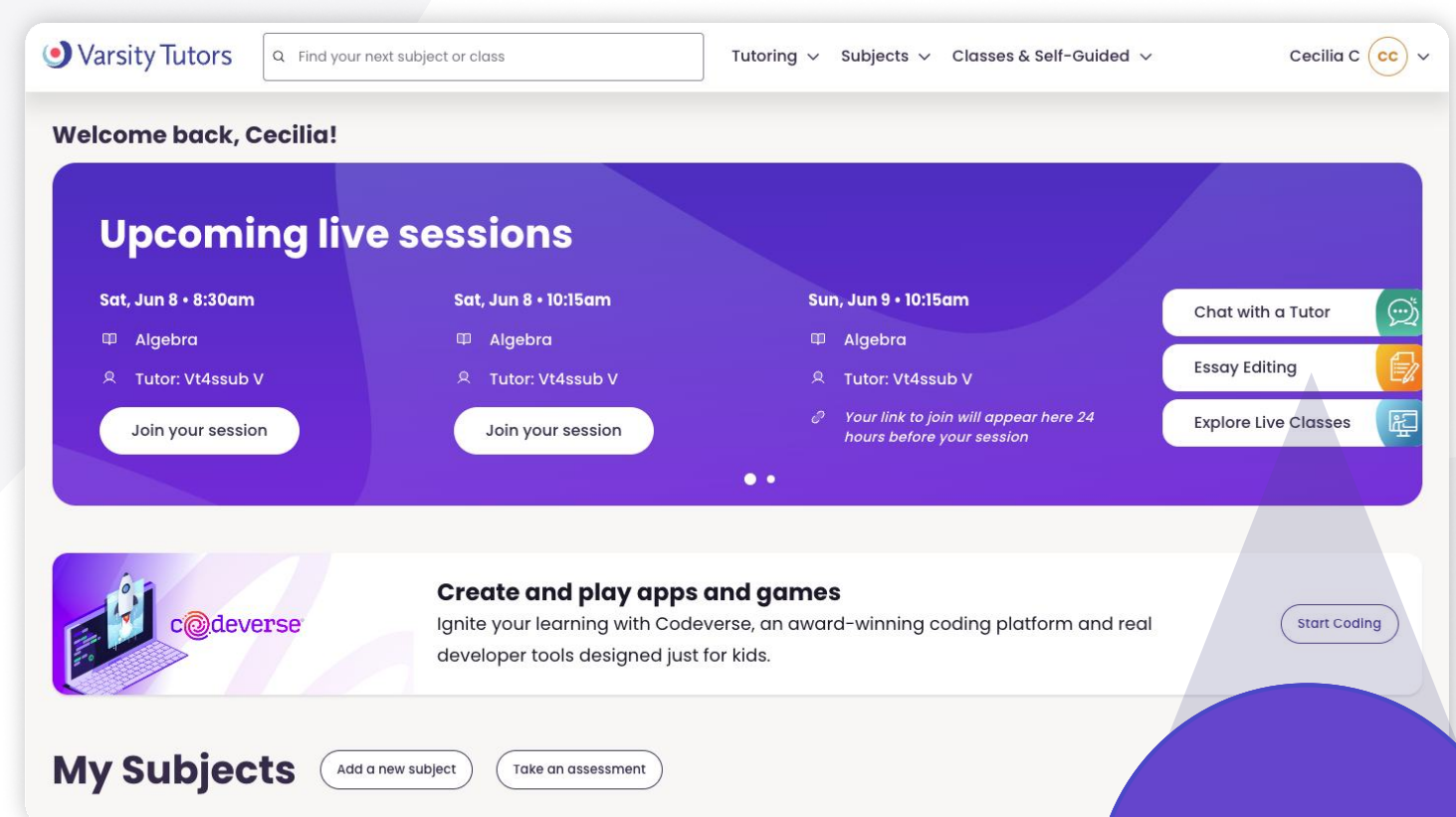
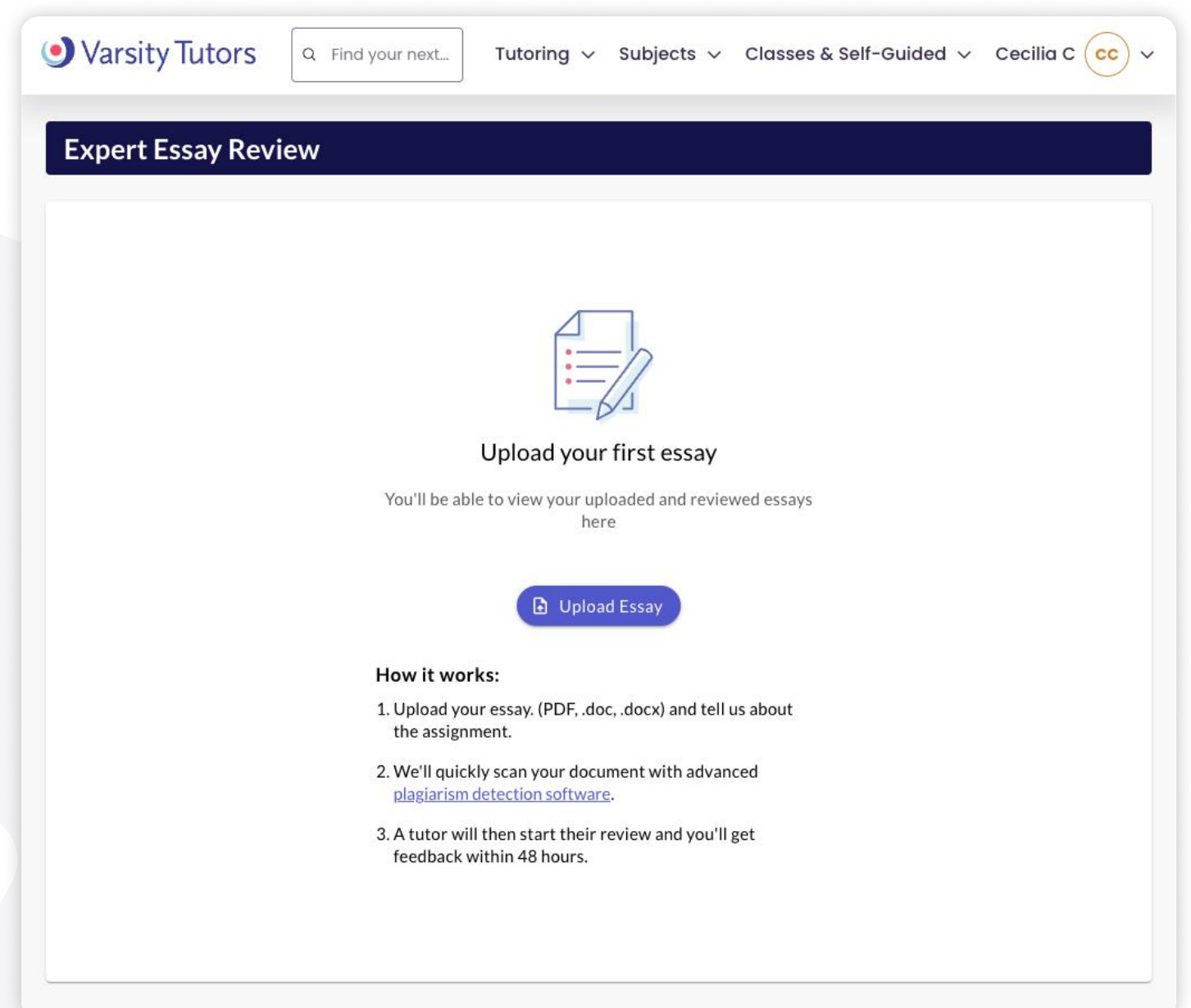
- **Essay Review** is a tool where you upload an essay for review, it gets checked for plagiarism, and then sent to a tutor who will review your essay and give feedback.

HOW DOES IT HELP?

- It's a great way to get a better grade or improve your writing skills by getting feedback from a tutor that you can use to improve your essay before submitting it to your teacher.

HOW DO I GET TO IT?

1. Sign into Varsity Tutors
2. On the homepage click on **Essay Editing**
3. When your essay has been reviewed by a tutor, you can view the feedback by clicking on this button
4. You can always click on this button to see all your past essay reviews



HOW DOES IT WORK?

1. Click on **(Upload Essay)**
2. Type in the title of your essay
3. Confirm your email address
4. Let your tutor know the instructions that your teacher has given for your essay
 - a. If there are no instructions from your teacher, you can describe the assignment or your goals. You can leave it blank, but we recommend giving your tutor some context
5. The tutor will check for grammar, spelling, content, structure, and references. Let your tutor know if there is anything else that you would like them to check, like a skill you're working on or need improvement in
6. Upload your essay file
 - a. The file needs to be in **.pdf .doc** or **.docx** format
 - b. If you have a Google doc, click **File**, then **Download**, then choose **Microsoft Word (.docx)**. After it downloads, you can upload it here for review
7. Click on **(Submit for Review)**

